


Boone County Extension Homemakers

Heritage Skills Past to Present



Workshop Classes

as well as

Vendor Demonstrations and
Make-It/Take-It Projects

Saturday, March 24, 2007

9 a.m. to 4 p.m.


Doors open to the public at 9 a.m.

Vendor Booths open throughout the day

Class registration check-in begins at 8:30 a.m.

For those not taking classes, admission will be \$2.00 at the door

Boone County 4-H Fairgrounds
Community Building
1300 East 100 South
Lebanon, In 46052-9697



Purdue University, Indiana Counties
and U.S. Department of Agriculture Cooperating
An Affirmative Action/Equal Opportunity Institution

Class Descriptions

Registration and payment for classes is required by March 3, 2007. So sign up early! If the minimum class number is not met, the class will be cancelled and participants notified.



9 a.m. to 12 noon classes

"You can Cane" Polymer Clay Millefiori Caning Made Easy - Lisa Galvin

Cost \$20 includes polymer clay, instructions and project sheets, as well as the use of other materials and tools during class time.

Learn how easy it is to create simple millefiori polymer clay canes. Manipulation techniques to create more complex design will be covered; making even beginners look like the pros in no time! All skill levels will enjoy this class. Students can use their canes to create beautiful beads, bauble, and buttons. A \$3.00 bracelet stringing kit for beads will be available during class.

Need to Bring: shoe box with polyfil to take home your creations

Min 10/Max 30

"Fabric Painting-Linen Bookmark" - Nancy Leonard

Cost \$10 includes everything to complete the bookmark

Learn to do simple decorative painting on a linen bookmark using paints designed for fabric.

Min 1/Max 15

"Smocked Little Girl's Socks" - Scheryl Gaylor

Cost \$15 includes all kit materials

Learn to do the wave smocking stitch on the cuff of a little girl's eyelet trimmed pair of socks. This is one of the basic stitches in smocking.

Need to bring: scissors

Min 1/Max 15

"Beaded Donut Circles" -Mary Stasic

Cost \$15 includes all kit materials

Learn how to make a beaded Donut circles to use as a pendant or bracelet. This would be an intermediate beginner skill level class. Some beading experience is needed.

Need to bring: scissors and a bead mat if you have one or you can purchase it. Remember to bring your glasses!!

Min 6/Max 20

"7 Pocket Purse" - Junn Dunn

Cost \$20 Does not include a kit

A purse with 6 inside pockets and one outside will be made with double sided quilted fabric.

Need to bring: 1 ½ yards of double sided quilted fabric, 18" zipper, thread to match, sewing machine in good working order, extension cord, #14 or 16 size sewing machine needle, pins, tape measure, sharp scissors, rotary cutter and mat if available. Optional: border fabric can be used to trim the purse at the top.

Min 3/Max 8

"Rug Hooking Footstool" - Lori Cravens

Cost \$65 includes pattern complete with frame wool, footstool, and wool for pattern

Learn to hook a footstool cover. Any skill level can do this. There will be a choice of three patterns. Instructions for hooking and completing the project will be provided as well as the wooden footstool, pattern and wool.

Need to bring: frame or hoop, scissors, wool cutter, and hook. If you are a beginner and need supplies, contact teacher prior to class. Min 5/Max 20

"Knitting and Felting a small gift bag or little bag" - Mary Ann Lienhart-Cross

Cost \$20 includes wooden circular needles, pattern, darning needle, wool and decorative yarn.

Learn to knit a small gift bag using circular needles. Wool and decorative yarn will be used. It will be knitted and felted in class. The class will also cover information on various yarns, stitches, and colors in felting as well as on hand and machine felting.

Need to bring: small scissors, ruler or tape measure, pencil/pen, and a positive attitude.

Min 7/Max15

"Quick Start Faux Finishing" - Chandy Weber

Cost \$30 includes everything

Learn 3 different finishes. Begin with a discussion on products and preparation. Then move into the process of faux finishing and decorative painting. There will be hands-on study of wall glazing, shimmer stone and leather. Students will take home their samples.

Need to bring: apron or old shirt since painting will be involved

Min 5/Max 10

"Small Market Basket Weaving" - Wanda Groves

Cost \$20 includes weaving materials

Learn to weave a small size market basket. The skill level is beginner to intermediate.

Need to bring: scissors, small screw driver or packing tool, spoke weight or small heavy hardback book to use as weight, 10 clothes pins, and small water bucket. Min 10/Max 20



1 p.m. to 4 p.m. Classes

"Herbs & More" and "Growing and Using Scented Geraniums"- Cheryl Toney and Mark Davidson

Cost \$15 includes all materials

Learn about herbs and scented geraniums. Make a kitchen wreath with these items.

Nothing to bring

Min 5/ Max 12

"Basic Stringing" -Mary Staiic & Cheryl Beckage

Cost \$15 includes soft flex wire, crimps, beads, and toggle for bracelet

Learn the techniques necessary to make a single strand beaded bracelet. This is a beginner skill level class.

Min 6/Max 20

Need to bring: paper & pen for notes

"Needle felting Hat" - Carol Haughton

Cost \$40 includes fiber to make a hat using teacher's forms + tools

Learn to make a hat out of Alpaca fiber on a foam form with felting needles (dry method) can wear your hat home. No experience needed

Nothing to bring

Min 3/Max 10

"Pen + Ink Style of Drawing and Calligraphy" - Becky Bewley

Cost \$30 includes paper, set of pens, and pencils

Learn 3 styles of calligraphy and as well as different pen and ink drawings techniques.

Need to bring: a favorite poem or saying to do in calligraphy (teacher will also have ones from which you can chose)

Min 5/Max 15

"Beginning Rosemaling-decorative painting on wood" - Jan Boettcher

Cost \$30 includes wooden project, paints, and supplies

Learn the art of rosemaling-Norwegian decorative painting-done on wood pieces.

Need to bring: paper and pen.

Min 5/Max 8

"Nuno Felting or Lamination Felting" - Patti Hodges and Nancy Talley

Cost \$ 40 includes materials for a scarf of silk gauze and fine merino wool for the top. Colors will vary but there will be a good selection.

Learn techniques of lamination wool to a base cloth. Nuno has become the craze in Europe and in fashion magazines. Make a lightweight draped wool and silk scarf. Beginners and intermediate felters will enjoy this class.

Need to bring: bath size towel, bubble wrap 12" wide by 6 feet long, sponge and optional rubber gloves

Min 8/Max 16

"Wool Drying Basket"-Peggy Boyd

Cost \$25 includes everything to make a wool drying basket

Learn to make this open bottom, square basket with feet to allow air flow. It is a very useful basket for other things as well.

Need to Bring: towel, scissors, bucket, screwdriver, and tape measure. Min 3 /Max 12

"Crochet Top Little Girl's Sun Dress" - Deanna Brueggert

Cost \$10 includes crochet thread, fabric to match, and thread.

Learn to crochet the yoke for a cute little girl's sun dress. Students should know the basics of crochet-beginner/intermediate skill.

Need to bring: Size F & G crochet hooks, scissors, small ruler or tape measure, and sewing needles. Min 3/Max 12

"Needle Tatting-Basics" - Karen K. Niemeyer + Martha Jane Ottinger

Cost \$10 includes handouts, needle and tatting thread.

Learn needle tatting and make rings, picots and a chain. This is done using a needle not a shuttle. It is a beginning class for those who have never before tatted.

Need to bring: scissors, paper and pen for notes. Min 2/Max 12

"Hardanger for Beginners" - Linda L. White

Cost \$25 includes fabric, needle, and 2 balls of pearl cotton thread

Learn to make a diamond shaped Christmas ornament. Student needs to be familiar with even weave needlework.

Need to bring: small sharp scissors Min 4/Max 8



The numbers at the end of each description of the class are the minimum/ maximum number for each class.

If the minimum is not met, the class may be cancelled. That determination will be done after March 3, 2007.

You will be contacted if your class is cancelled.

If any questions about classes,

E-mail heritageskills@yahoo.com

or contact Jean Abbott 317-873-2707



Heritage Skills Past to Present Registration Form

Deadline by March 3, 2007

Please Print clearly so information can be read easily

Name _____

Address _____

City _____ St/Zip _____

Phone (Include Area Code) _____

E-Mail _____

Below check one in each time period.

9 a.m. to 12 noon Classes

Cost

- | | |
|--|------|
| <input type="checkbox"/> "You can Canel-Polymer Clay Millefiori" | \$20 |
| <input type="checkbox"/> "Fabric Painting-Linen Bookmark" | \$10 |
| <input type="checkbox"/> "Smocked Little Girl's Socks" | \$15 |
| <input type="checkbox"/> "Beaded Donut Circles" | \$15 |
| <input type="checkbox"/> "7 Pocket Purse" | \$20 |
| <input type="checkbox"/> "Rug Hooking Footstool" | \$65 |
| <input type="checkbox"/> "Knitting/Felting small gift bag" | \$20 |
| <input type="checkbox"/> "Quick Start Faux Finishing" | \$30 |
| <input type="checkbox"/> "Small Market Basket Weaving" | \$20 |

1 p.m. to 4 p.m. Classes

Cost

- | | |
|---|------|
| <input type="checkbox"/> "Basic Stringing-single strand bracelet" | \$15 |
| <input type="checkbox"/> "Pen + Ink Style of Drawing and Calligraphy" | \$30 |
| <input type="checkbox"/> "Beginning Rosemaling-painting on wood" | \$30 |
| <input type="checkbox"/> "Needle Tatting Basics" | \$10 |
| <input type="checkbox"/> "Crochet Yoke for Sun Dress" | \$10 |
| <input type="checkbox"/> "Nuno Felting or Lamination Felting" | \$40 |
| <input type="checkbox"/> "Needle Felting Hat" | \$40 |
| <input type="checkbox"/> "Hardanger for Beginners" | \$25 |
| <input type="checkbox"/> "Herbs & More" + "Scented Geraniums" | \$15 |
| <input type="checkbox"/> "Wool Drying Basket" | \$25 |

Total Cost of your selected classes \$ _____

Make checks payable to Boone County Extension Homemakers

(Please no cash through the mail)

Mail to: Heritage Skills Past to Present, Boone County Extension,
1300 East 100 South, Lebanon, IN 46052-9697



Heritage Skills Vendors

(Vendors will continue to be added as room space allows)

Check back often for additions

A Tisket A Tasket Basket Shop

A Time 2 Bead

Becky Bewley Pen + Ink

Breezy Manor Farm

Davidson's Greenhouse and Cheryl's Flowers

Debra J. Woodings - Beads

Fennell Artworks

Frontier Fiber Farm

From Me To Ewe

It's Jester Clay

L & S Fish Sew and Vac

Lisa Galvin Creates

Mid-Indiana Alpaca Farm

Quilt Quarters - Bernina Sewing Machines


Refined Designs

Special Touch Decorative Painting

Sweet Smocking Shoppe

Timeless Needlework

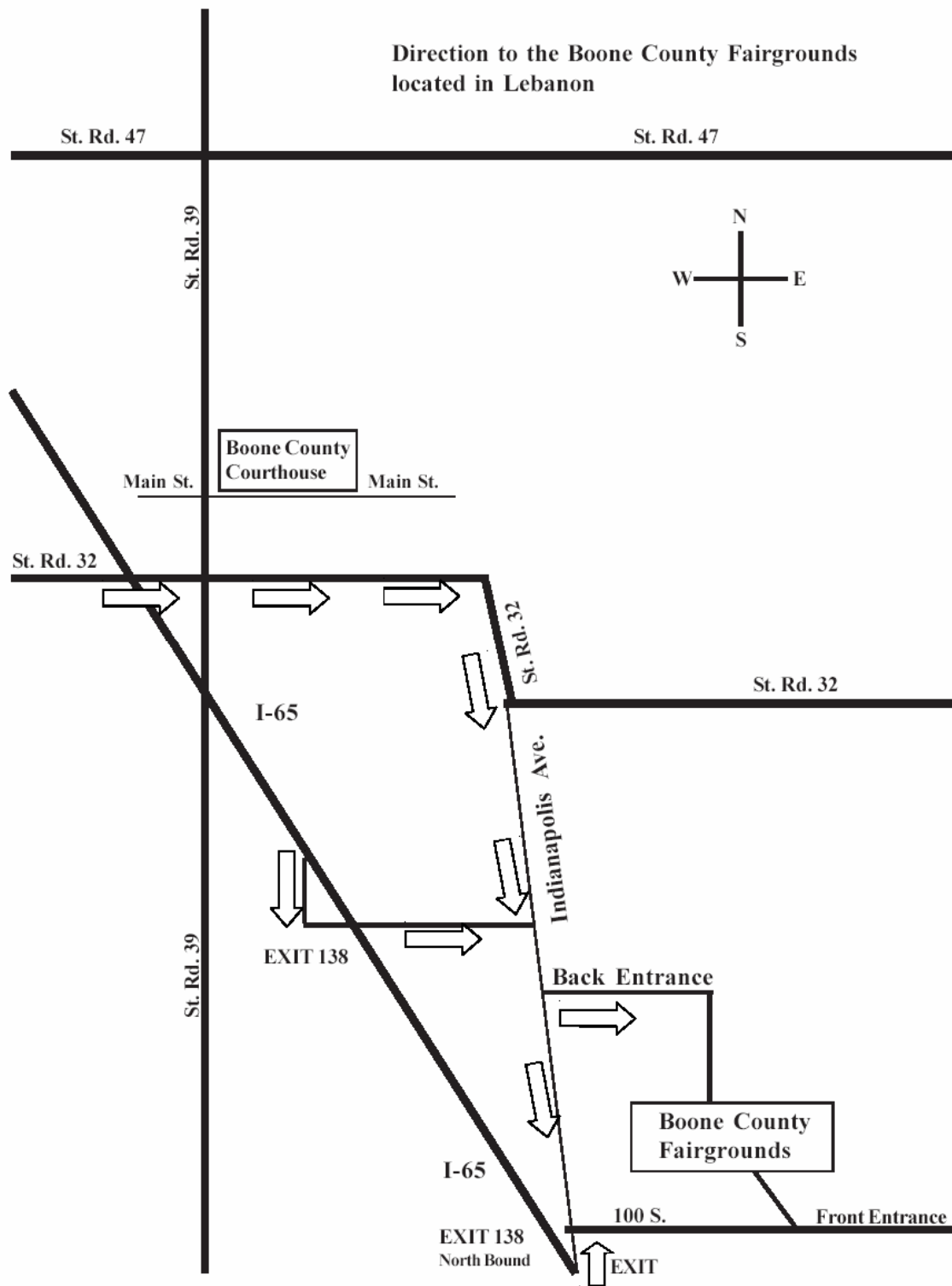
Turn of the Century Wood Products and Rosemaling by Jan



These vendors will be set up in the community building.

Many will be offering demonstrations and Make-It-Take-It projects at their booths through out the day.

Again this year, Joanne Pullen will be providing food service for the day in the community building.



Teacher Bio Information

A Boone Co. native, Lisa Galvin, works as a professional designer serving the art and craft industry. Author of five books, she has appeared on HGTV's The Carol Duvall Show. She designs for a wide range of magazines and teaches workshops across the country.

www.LisaGalvinCreates.com

Lisa@LisaGalvinCreates.com

Scheryl Gaylor is the owner of 'Sweet Smocking Shoppe' located on the south side of Lafayette. The shop specializes in heirloom and smocking for any sewer. They do mail order and custom sewing for christening gowns, special occasion garments and dresses or casual clothes for children.

gaylor@insightbb.com

4524 Bur Oak Lane, Lafayette, In

765-474-8696

Mary Stasic and Cheryl Beckage have been avid beaders for years. Their passion led to the creation of their store, 'A Time 2 Bead' in Zionsville. They teach classes in many areas of beading.

www.time2bead.com

76 Brendon Way, Zionsville, Indiana 46077

317-873-4890

Junn Dunn is from the 'L + S Fish Sew and Vac' in Frankfort. They offer classes on a variety of sewing projects as well as sewing machines and vacuums.

60 W. Clinton Street, Frankfort, IN 46041

765-659-2024

Lori Cravens has been rug hooking for the past 9 years. She has attended teacher's workshops and achieved her McGown teaching certification. She has a shop-'From Me To Ewe'- is in her home, complete with rug hooking supplies. She conducts classes as well as private lessons. Her rugs have won Best of Show at the Indiana State Fair and Sweepstakes award at the Boone County Fair. She loves the art of rug hooking and looks forward to sharing this experience with others.

frommetoewe@tds.net

1455 South 900 East, Zionsville, Indiana 46077

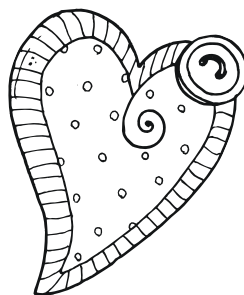
317-769-3795

Mary Ann Lienhart-Cross is the Consumer & Family Science specialist for Purdue University Extension-Elkhart County. She learned to knit as a 4-er, but picked up the needles again four years ago. She is very passionate about knitting. She always has more than one project going and never leaves home without her knitting. She has done several felted bags of various sizes, shapes, and colors.

lienhart@purdue.edu

17746 C.R. 34, Goshen, In 46528

574-533-0554



Artisan Chandy Weber, owner of 'Designer Wall Inc.', specializes in custom and decorative finishes for both residential and commercial clients. She creates an extensive line of finishes applied to walls, floors, ceiling, columns, furniture, etc. Her work includes 2006 Home-A-Rama, Luxury home tour, Saint Mary's of the Woods College, as well as for many builders and home owners in central Indiana.

112 W. Washington, Lebanon, In 46052

www.chandysfauxwalls.com

765-483-9930

chandysfauxwalls@yahoo.com

Wanda Groves has been weaving since 1998. She has become an avid basket maker, taking as many classes as possible to learn new types and techniques of basket making. She belongs to the Sugar Creek Basket Guild and has written one basket pattern herself.

P.O. Box 291, Crawfordsville, In 47933

765-794-4254

groves@tctc.com

Cheryl Toney is a state certified plants man, advanced master gardener, and tree steward. She is joined by Mark Davidson of 'Davidson's Greenhouse'. Together they will bring tons of information to you.

3147 E. Ladoga Rd. Crawfordsville, IN 47933

www.davidsongreenhouse.com

765-364-0556

vicki@davidsongreenhouse.com

227 N. Market St., Thorntown, IN 46071

765-436-7616

toneycl@yahoo.com

Becky Bewley is a freelance artist. She has 5 children as well as trying to build a career. She is working on illustrating a children's book. She has done a set of Christmas cards for Lebanon. Her goal is to create cards for other towns as well.

3717 W. 500 S., Jamestown, IN 46147

765-676-5211

beckyb_art@yahoo.com

Carol Haughton and her uncle raise Alpacas, harvest their soft warm light weight fiber by shearing it in the spring. She uses part of it for felting classes and sells the rest to mills to produce socks, gloves, sweaters, and blankets. Call for a farm visit-'Mid Indiana Alpacas'.

624 North Henry Street, Lebanon, IN 46052

<http://home.earthlink.net/~midindianaalpacas>

765-482-7842

carolhaughton@earthlink.net

Jan Boettcher and her husband Roger opened 'Turn of the Century Wood Products' in 2002. They were raised in Wisconsin where the Norwegian culture is quite strong. Jan has won awards for her rosemaling and recently had an ornament chosen to be on the Christmas tree for the Library of Congress representing Indiana. Their products were featured in the decorator's issue of Martha Stewart Magazine in fall of 2006 and in December 2006 Roger's bentwood boxes were featured on "Trading Spaces"

4505 W. 650 N., Thorntown, IN 46071

www.turnofthecentury-in.com

765-436-2647

rboett@frontiernet.net

Patti Hodge and Nancy Talley have been teaching felting classes for the last 4 years. Patti raises Alpacas and Nancy has Llamas. They have taught a variety of classes to all skill levels. They attend several fiber art fairs each year selling their products and fleeces.

2367 E. 400 N. Whiteland, IN 46184

317-535-0461

stormyacre@aol.com

Deanna Brueggert has been crocheting since the age of 13. She has done a wide variety of items; tablecloths, throws, bedspreads, doilies and clothing.

Deanna7brueggert@gmail.com

765-325-9963

Karen K. Niemeyer learned shuttle tatting from her grandmother and later taught her mother to tat. In 1996 she began needle tatting. Her free time is limited but she keeps tatting in her purse for waiting in lines. Karen is the director of the Thorntown Public Library. Martha Jane Ottinger, who has needle tatted for years, will be assisting. niemeyer@frontiernet.net

Linda L. White loves to do needlework. It includes hardanger, counted cross stitch, Native American finger weaving and beadwork.

702 W. Main Street, Thorntown, IN 46071

765-436-7498

llw@frontiernet.net

Peggy Boyd is co-owner of 'A Tisket A Tasket Basket Shop'. Her partner is Judy Tulley. Peggy has been weaving over 20 years and teaching about 10 years. Last summer she was awarded "Artist In Residence" scholarship from the Historical Society of Indiana.

305 Lafayette Ave, Crawfordville, IN 47933

765-362-8022 or 765-366-6777

pjboyd712@comcast.net

